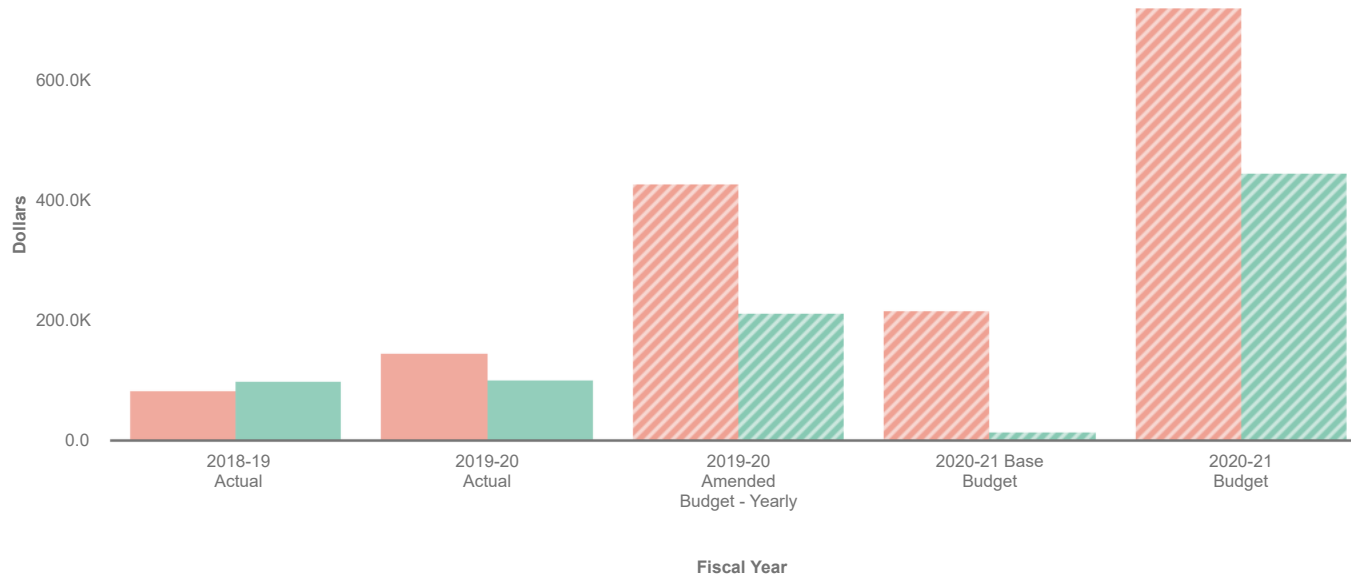


# 14. Capital Improvement Fund 190-18-725



## Visualization



Sort Large to Small

- Expenses
- Revenues

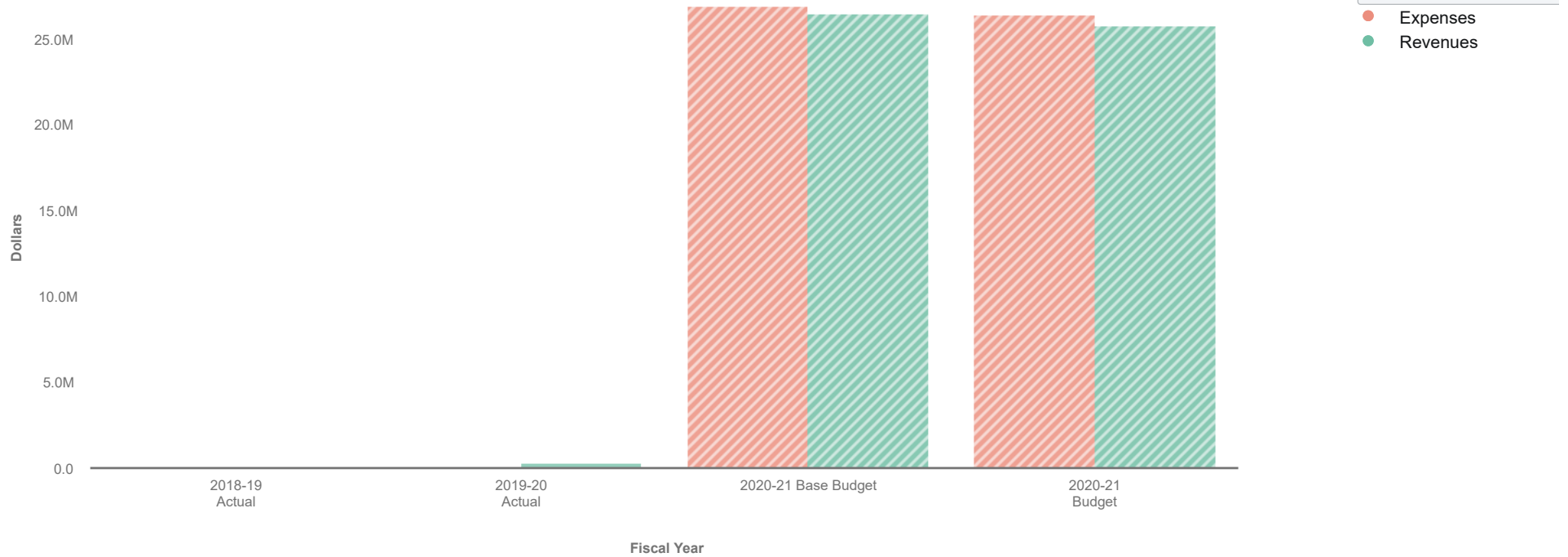
| Collapse All                  | 2018-19 Actual | 2019-20 Actual | 2019-20 Amended Budget - Yearly | 2020-21 Base Budget | 2020-21 Budget |
|-------------------------------|----------------|----------------|---------------------------------|---------------------|----------------|
| <b>▼ Revenues</b>             | \$ 101,000     | \$ 101,297     | \$ 212,500                      | \$ 15,000           | \$ 446,000     |
| ▶ Transfers In                | 101,000        | 101,017        | 152,500                         | 15,000              | 435,000        |
| ▶ Intergovernmental           | 0              | 0              | 60,000                          | 0                   | 0              |
| ▶ Miscellaneous Revenues      | 0              | 280            | 0                               | 0                   | 11,000         |
| <b>▼ Expenses</b>             | 85,091         | 146,134        | 428,000                         | 218,500             | 720,000        |
| ▶ Capital Outlay              | 79,594         | 145,634        | 428,000                         | 218,500             | 720,000        |
| ▶ Services and Supplies       | 5,497          | 500            | 0                               | 0                   | 0              |
| <b>Revenues Less Expenses</b> | \$ 15,909      | \$ -44,836     | \$ -215,500                     | \$ -203,500         | \$ -274,000    |

Data filtered by Types, CAPITAL IMPROVEMENT PROJECTS, GENERAL-PLANT ACQUISITION, ROAD, No Project and exported on August 20, 2020. Created with OpenGov

# 15. Criminal Justice Facility 192-22-460



## Visualization



Sort **Large to Small**

- Expenses
- Revenues

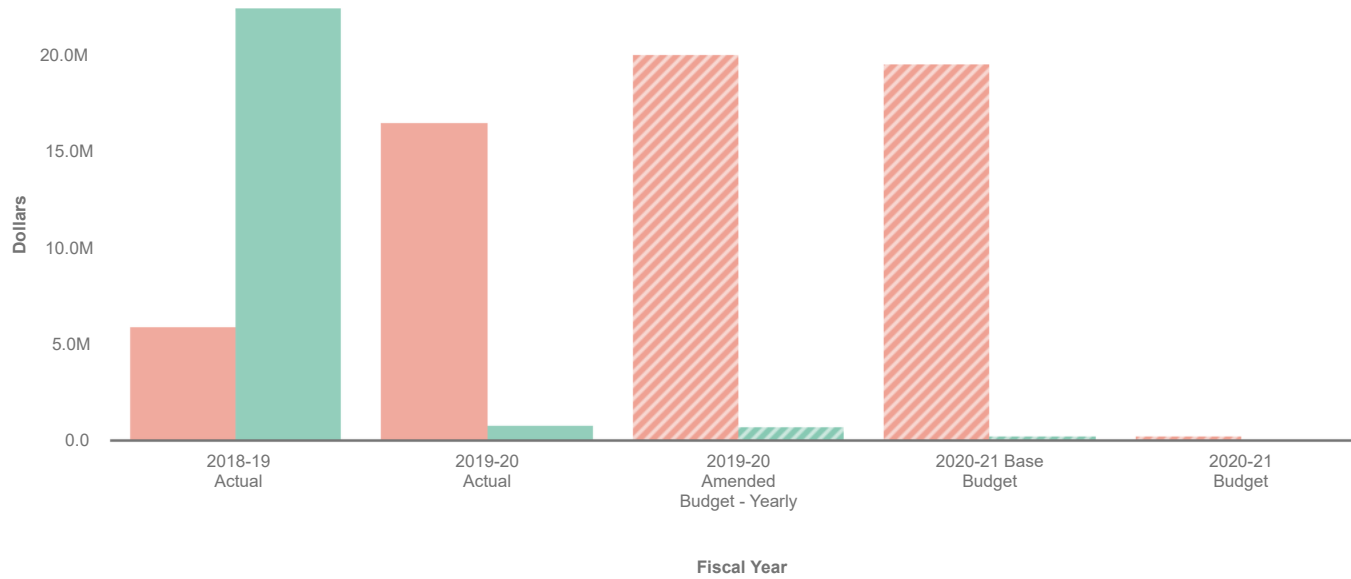
| Collapse All                  | 2018-19 Actual | 2019-20 Actual | 2020-21 Base Budget | 2020-21 Budget |
|-------------------------------|----------------|----------------|---------------------|----------------|
| <b>▼ Revenues</b>             | \$ 0           | \$ 300,000     | \$ 26,550,000       | \$ 25,834,137  |
| ▶ Intergovernmental           | 0              | 0              | 25,000,000          | 25,127,000     |
| ▶ Transfers In                | 0              | 300,000        | 300,000             | 707,137        |
| ▶ Other Financing Sources     | 0              | 0              | 810,000             | 0              |
| ▶ Miscellaneous Revenues      | 0              | 0              | 440,000             | 0              |
| <b>▼ Expenses</b>             | 5,526          | 0              | 26,909,863          | 26,494,000     |
| ▶ Capital Outlay              | 5,526          | 0              | 26,909,863          | 26,494,000     |
| <b>Revenues Less Expenses</b> | \$ -5,525      | \$ 300,000     | \$ -359,863         | \$ -659,863    |

Data filtered by Types, Criminal Justice Facility, PUBLIC PROTECTION-POLICE, JAIL, No Project and exported on July 29, 2020. Created with OpenGov

# 16. Civic Center Facility 193-18-725



## Visualization



Sort Large to Small

- Expenses
- Revenues

| Collapse All                  | 2018-19 Actual | 2019-20 Actual | 2019-20 Amended Budget - Yearly | 2020-21 Base Budget | 2020-21 Budget |
|-------------------------------|----------------|----------------|---------------------------------|---------------------|----------------|
| <b>▼ Revenues</b>             | \$ 22,437,874  | \$ 798,330     | \$ 775,000                      | \$ 275,000          | \$ 0           |
| ▶ Other Financing Sources     | 22,206,117     | 0              | 0                               | 0                   | 0              |
| ▶ Transfers In                | 0              | 565,000        | 565,000                         | 65,000              | 0              |
| ▶ Interest & Rents            | 231,757        | 233,330        | 210,000                         | 210,000             | 0              |
| <b>▼ Expenses</b>             | 5,955,864      | 16,516,776     | 20,111,114                      | 19,611,114          | 306,275        |
| ▶ Capital Outlay              | 5,343,315      | 15,099,726     | 18,660,139                      | 18,260,139          | 94,000         |
| ▶ Debt Service                | 263,715        | 939,975        | 939,975                         | 939,975             | 0              |
| ▶ Services and Supplies       | 348,834        | 477,076        | 511,000                         | 361,000             | 0              |
| ▶ Transfers Out               | 0              | 0              | 0                               | 50,000              | 212,275        |
| <b>Revenues Less Expenses</b> | \$ 16,482,010  | \$ -15,718,447 | \$ -19,336,114                  | \$ -19,336,114      | \$ -306,275    |

Data filtered by Types, Mono County Civic Center Project, GENERAL-PLANT ACQUISITION, ROAD, No Project and exported on August 20, 2020. Created with OpenGov